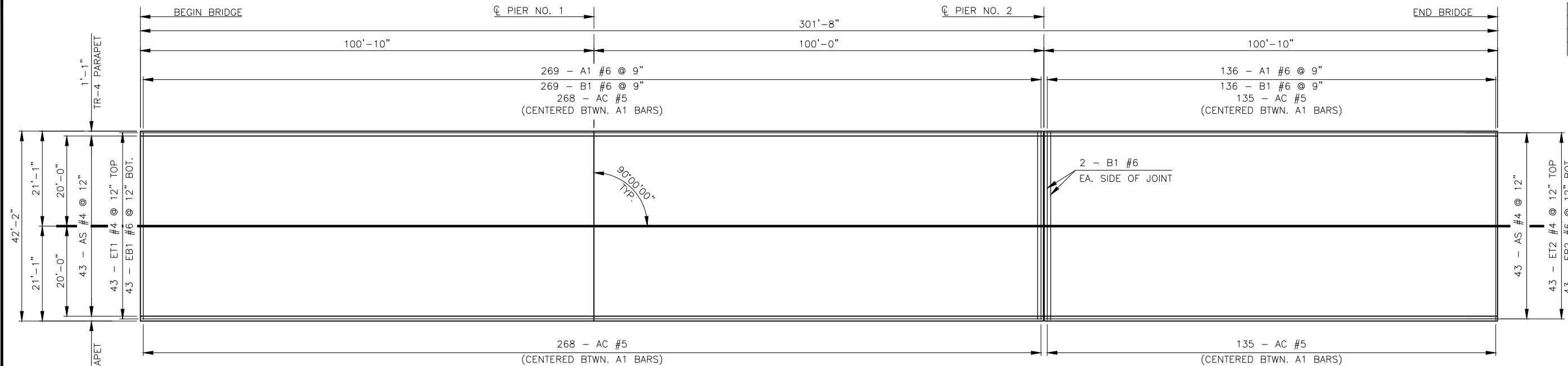
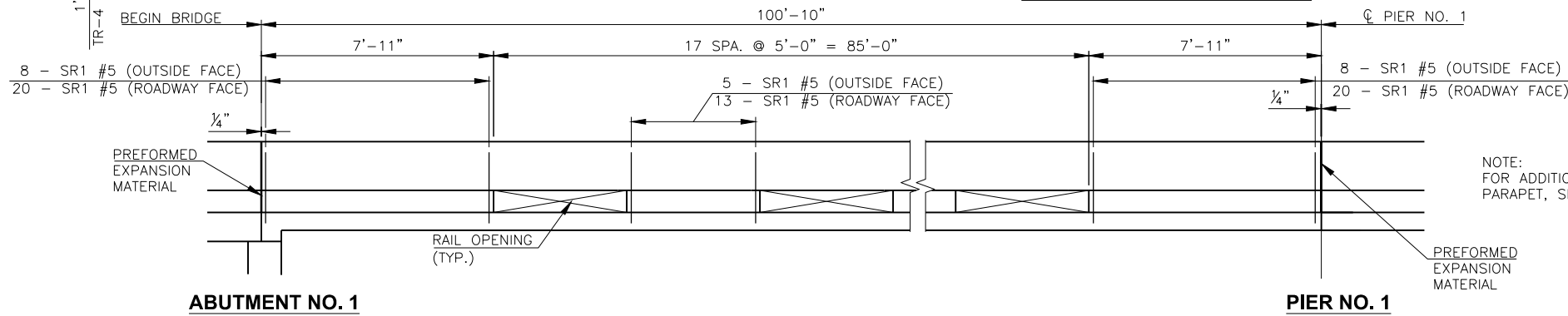


DESCRIPTION	REVISIONS	DATE



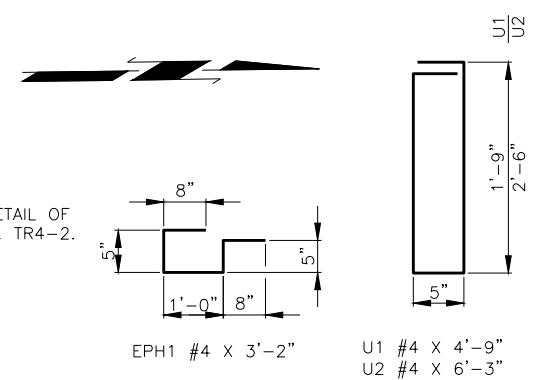
C.R.L. & P.G.L. SH34  
N 00°42'31.65" E

**SLAB REINFORCING PLAN**



**ABUTMENT NO. 1**

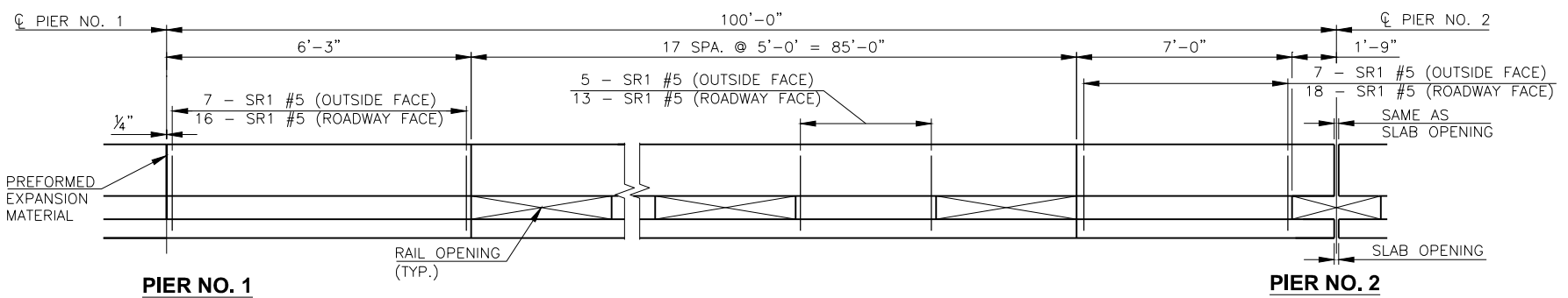
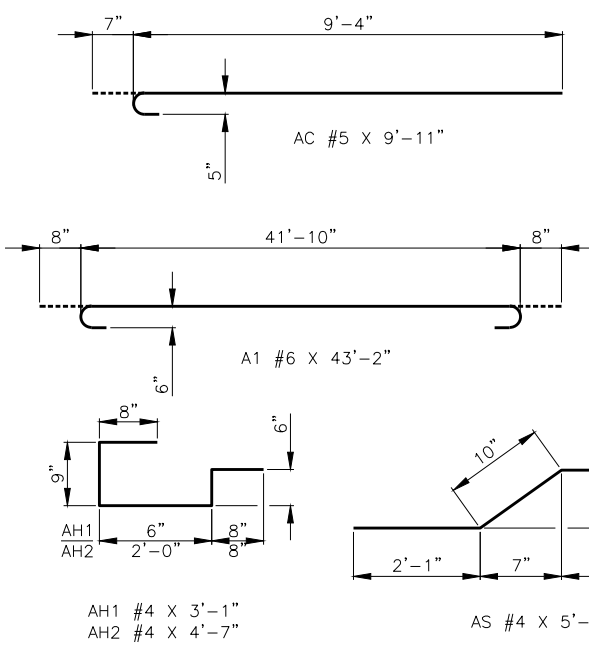
**PIER NO. 1**



NOTE:  
FOR ADDITIONAL DETAIL OF  
PARAPET, SEE STD. TR4-2.

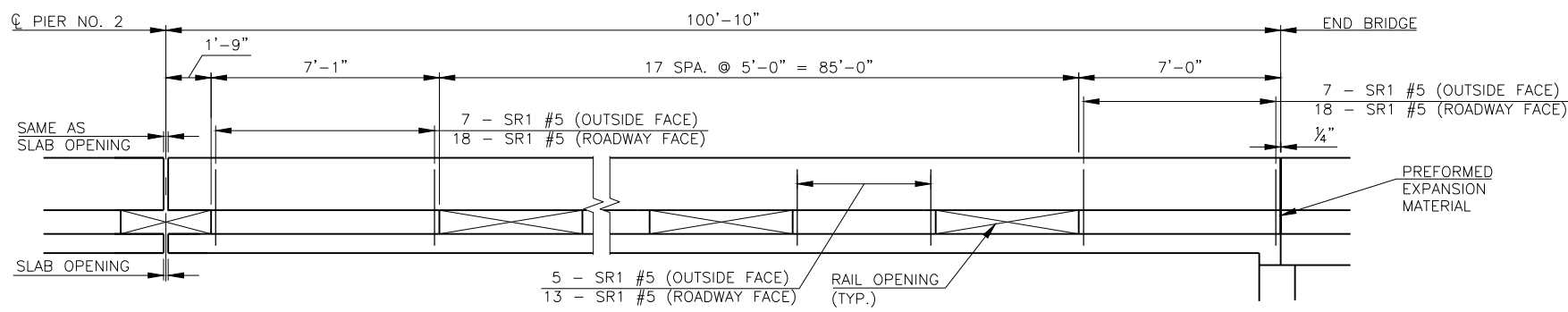
SUPERSTRUCTURE BAR LIST				
EPOXY COATED REINFORCING				
MARK	SIZE	NO.	FORM	LENGTH
A1	#6	405	BNT.	43'-2"
AC	#5	806	BNT.	9'-11"
AH1	#4	22	BNT.	3'-1"
AH2	#4	64	BNT.	4'-7"
AS	#4	86	BNT.	5'-0"
AT1	#4	4	STR.	41'-10"
B1	#6	409	STR.	41'-10"
EB1	#6	43	STR.	212'-2"
EB2	#6	43	STR.	104'-6"
EPH1	#4	43	BNT.	3'-2"
EPT1	#4	2	STR.	41'-10"
ET1	#4	43	STR.	206'-8"
ET2	#4	43	STR.	102'-8"
F1	#4	120	STR.	8'-0"
F2	#4	96	STR.	7'-2"
FPH1	#4	38	BNT.	4'-10"
FPT1	#4	2	STR.	41'-10"
SR1	#5	1,172	BNT.	4'-1"
U1	#4	108	BNT.	4'-9"
U2	#4	192	BNT.	6'-3"

- ① INCLUDES 3 LAPS AT 3'-10"
- ② INCLUDES 1 LAP AT 3'-10"
- ③ INCLUDES 3 LAPS AT 2'-0"
- ④ INCLUDES 1 LAP AT 2'-0"
- ⑤ FOR BAR BEND, SEE STD. TR4-2.



**PIER NO. 1**

**PIER NO. 2**



**PIER NO. 2**

**ABUTMENT NO. 2**

**PARAPET ELEVATION**

THIS DRAWING IS PRELIMINARY IN NATURE. IT IS NOT A FINAL SIGNED AND SEALED DRAWING

DESIGN	J.W.H.	SH34 OVER N. PERSIMMON CREEK	WOODWARD COUNTY
DRAWN	R.A.P.	BRIDGE A	
CHECKED	J.W.H.	<b>SUPERSTRUCTURE DETAILS</b>	
APPROV.	T.A.C.		
SQUAD	CEC		
		JOB PIECE NO. 28827(04)	SHEET NO. 36